








Date: 18/10/2015

NOTICE

All UG F.Y students of Computer Science, Computer Application and Biotechnology Departments are informed that the **Remedial Theory Classes** will be start from 21/10/2015 to 9/11/ 2015. Student should be present to these classes. Time Table is attached herewith.


Principal
College of Computer Science
& Information Technology
Ambajogai Road, LATUR

Sr. No.	Hall No.	Class	Lecturer Name	Sign
1	101	B.Sc(CS) FY	V. V. Bhosale	
2	105	B.Sc(SE) FY	G. B. Pawar	
3	115	BCAFY	S. S. Shaikh	
4	210	B.Sc(BT) FY	K. S. Gomare	



UG Remedial Theory Time Table Summer- 2014 - 2015

DEPT	Class/ Hall	08:00AM TO 08:45AM	08:45AM TO 09:30AM	09:30AM TO 10:15AM	10:15 TO 10:30	10:30AM TO 11:15AM	11:15AM TO 12:00PM
COMP	BSc(CS)FY 101	Stat SRM	DS US C JRK	HIC VVB	B	CS-II GBP	Com Net SSI
	BSc(SE)FY 105	CS-II GBP	Adv C VVB	DS US C SSS		DBMS VDP	Stat SRM
COMPUTER	BCAFY 115	WEB SSS	CS-II GBP	Stat Tech SRM	B	Prog in C VVB	OS AAP
	B.Sc(BT) FY 210	CS KRJ	Genetics KSG	Bio Te KPM	R	Microbiolog y-II NVM	Biomolecul es IAP

(Signature)

Principal
College of Computer Science
& Information Technology
Ambajogai Road, LATUR

Staff List

Time Table Incharge

VVB	V.V. Bhosle
KRJ	K.R. Jadhav
SSS	S.S. Shaikh
SRM	S.R. Mane
VDP	V.D. Patil
GBP	GANESH PAWAR
LRH	L.R. Hawale
KPM	K. Maknikar
IAP	I. Patil
KSG	K.S. Gomare
GTM	G.T. Momin
NVM	N.V. More



COCSIT

Remedial Attendance
2014 - 2015

Semester I / II / III / IV

Name of Lecturer : A. A. Pawale

Department : Computer Application

Class and Division : BCA FY Semester : II

Subject : Operating System

TIME TABLE

Day/Time	Theory					Practical			
	8:00 AM to 8:45 AM	8:45 AM to 9:30 AM	9:30 AM to 10:15 AM	10:30 AM to 11:15 AM	11:15 AM to 12:00 PM	8:00 To 10:15	10:30 To 12:45	1:00 To 3:15	3:30 To 5:45
Monday					0.5				
Tuesday					0.5				
Wednesday					0.5				
Thursday					0.5				
Friday					0.5				
Saturday					0.5				
Sunday									


Principal
Principal

College of Computer Science
& Information Technology
Ambajogai Road, LATUR



COCSIT

Remedial Attendance
2014 - 2015

Semester I / II / III / IV

Name of Lecturer : S. R. Mane


Department : Computer Application

Class and Division : BCA FY Semester : II

Subject : Statistical Techniques in Computer Science

TIME TABLE

Day/Time	Theory				Practical			
	8:00 AM to 8:45 AM	9:30 AM to 10:15 AM			8:00 To 10:15	10:30 To 12:45	1:00 To 3:15	3:30 To 5:45
Monday	Stat	Stat						
Tuesday		Stat						
Wednesday		Stat						
Thursday		Stat						
Friday		Stat						
Saturday		Stat						
Sunday								


Principal
Principal
College of Computer Science
& Information Technology
Ambajogai Road, LATI

Royal Education Society's

COLLEGE OF COMPUTER SCIENCE AND INFORMATION TECHNOLOGY, LATUR.

ATTENDANCE Month 21-Oct-2015 Sign. [Signature]

	1	2	3	4	5	6	7	8	9	10	11	12	13	14	15	16	17	18	19	20	21	22	23	24	25	26	27	28	Total Attendance	% Attendance
1	A	A	A	7	8	9	10	11																					11	64%
2	A	A	A	A	A	A	A	A																					2	11%
3	A	A	A	A	A	A	A	A																					4	23%
4	A	A	A	A	A	A	A	A																					0	0%
5	A	A	7	8	9	10	11	A																					11	64%
6	A	A	A	A	A	A	A	A																					3	17%
7	10	11	12	13	14	15	16	17																					12	100%
8	8	9	A	10	11	A	12	13																					13	76%
9	9	10	11	12	13	14	15	16																					16	94%
10	6	7	A	A	A	A	A	A																					7	41%
11	10	11	12	13	14	15	16	17																					17	100%
12	A	A	A	A	A	A	A	A																					0	0%
13	9	10	11	12	13	14	15	16																					16	94%
14	A	A	A	8	9	10	11	12																					12	70%
15	8	9	10	11	12	A	13	14																					14	82%
16	6	7	8	A	A	A	A	A																					8	67%
17	A	A	A	A	A	A	A	A																					1	5%
18	A	A	A	A	8	9	10	11																					11	64%
19	8	A	9	10	11	A	12	13																					13	76%
20	6	7	A	A	8	9	10	11																					11	64%
21	A	7	8	9	10	11	12	13																					13	76%
22	A	A	A	A	A	A	A	A																					7	41%
23	8	9	A	A	A	10	11	12																					12	70%



COCSIT

Remedial Attendance
2014 - 2015


Semester I / II / III / IV	
Name of Lecturer :	<u>S. S. Shaikh</u>
Department :	<u>Computer Application</u>
Class and Division :	BCA FY Semester : II
Subject :	Web Technology - HTML

TIME TABLE

Day/Time	Theory				Practical			
	8:00 to 9:45 AM				8:00 To 10:15	10:30 To 12:45	1:00 To 3:15	3:30 To 5:45
Monday	Web							
Tuesday	Web							
Wednesday	Web							
Thursday	Web							
Friday	Web							
Saturday	Web							
Sunday								


Principal

College of Computer Science
& Information Technology
Ambajogai Road, LATUR

ATTENDANCE Month October-2015 Sign. 

Roll No.	Name of Student	21-10	22-10	23-10	24	26	27	28	29	30
		1	2	3	4	5	6	7	8	9
1	ADUDE SADANAND SANJAY	1	2	A	3	A	4	5	6	7
2	ALTE DHAMMAPAL ASHOK	A	A	A	A	1	A	A	A	A
3	BHALE AKSHAY UMESH	1	A	2	A	3	4	A	5	6
4	BHOSALE AMRUTA ANIL	A	1	A	2	A	3	4	A	5
5	BIRAJDAR RAVISHANKAR PANCHAPPA	A	A	A	A	A	A	A	A	A
6	BUDDE KRISHNA RAMRAO	1	A	2	A	3	A	4	5	A
7	CHAVAN SUSHEN DURGAPPA	A	1	2	3	A	4	5	6	7
8	CHOUDHARI DNYANESHWAR NAMDEV	A	1	2	A	3	4	A	5	6
9	CHOUGHULE MEGHARAJ RAJENDRA	1	A	2	3	A	4	5	6	7
10	DESHMUKH RUPALI CHANDRAKANT	A	1	2	A	3	4	A	5	6
11	DESHPANDE AISHWARYA KISHOR	1	A	2	3	A	4	5	A	6
12	DESHPANDE AISHWARYA SHANKARRA	A	A	A	1	A	2	A	A	3
13	DOKE SUNITA TUKARAM	1	A	2	3	4	5	6	7	8
14	DONGRE SHRUTI PANDITRAO	A	1	2	A	3	4	5	6	7
15	EKUNDE PRITAM BALAJI	1	A	2	3	4	A	5	A	6
16	FAQIR IRFAN SHOUKATSAHEB	1	2	A	3	A	4	A	5	6
17	GAJAKOSH GANESH BALAJI	A	1	A	2	A	3	A	4	5
18	HONRAO BHAGYASHARI CHANDRAKANT	A	A	A	A	A	A	A	A	A
19	JADHAV AKASH GAUTAM	A	1	2	A	3	4	A	5	6
20	JADHAV MOHINI HARIDAS	1	A	2	3	A	4	5	6	A
21	JADHAV TANAJI NANDKISHOR	A	1	2	A	3	4	5	6	7
22	JANBA BHAGYASHREE DADARAO	1	2	3	A	4	5	A	6	7
23	JANGALE VYNAKTESH SANDIPAN	A	1	A	2	3	A	4	5	6
24	JATAL DHIRAJ SHYAM	1	A	2	3	A	4	5	6	A
25	KAZI ZIYA UDDIN KHAMRODDIN	A	1	2	A	3	4	5	6	A
26	KHANDAGALE AKASH AMBADAS	A	1	2	A	3	4	A	5	6
27	KULKARNI SAYALI DHANANJAYRAO	1	2	A	3	A	4	A	5	6
28	KULKARNI SHUBHAM WAMANRAO	A	1	A	2	3	A	4	5	6
29	MANE DNYANESHWAR MAHADEV	A	A	A	1	A	2	A	3	4
30	MANE SIDRAM DNYANOBA	A	A	1	A	A	A	A	A	A
31	MASKE ASHWINI RAJENDRA	1	A	2	3	A	4	A	5	6
32	MATHPATI SHITAL SHIVLING	1	2	A	3	4	A	5	6	7

Royal Education Society's

COLLEGE OF COMPUTER SCIENCE AND INFORMATION TECHNOLOGY, LATUR.

ATTENDANCE Month

October

Sign. [Signature]

Roll No.	31	2	3	4	5	6	7	9											Total Attendance	% Attendance	
	10	11	12	13	14	15	16	17	18	19	20	21	22	23	24	25	26	27			28
	8	9	10	A	11	12	13	14												14	82%
	A	2	A	A	A	A	A	A												2	11%
	7	A	8	9	10	11	12	A												12	70%
	6	A	7	8	9	A	10	11												11	64%
	A	A	A	A	A	A	A	A												AA	AA
	6	A	7	8	9	10	11	A												11	64%
	8	A	9	10	11	12	13	14												14	82%
	7	8	9	A	A	10	11	A												11	64%
	8	9	10	11	12	13	14	15												15	88%
	A	7	8	A	9	10	11	A												11	64%
	A	7	8	A	9	A	10	11												11	64%
	4	A	5	6	7	8	5	A												5	29%
	9	10	11	12	13	14	15	16												16	94%
	8	A	9	10	11	12	13	14												14	82%
	A	7	8	A	A	9	10	A												10	58%
	7	A	8	9	A	10	11	A												11	64%
	A	6	7	A	8	9	10	A												10	58%
	A	A	A	A	A	A	A	A												AA	AA
	A	7	8	9	A	10	11	A												11	64%
	7	8	9	10	11	12	13	14												14	82%
	8	9	10	11	12	13	14	15												15	88%
	8	9	10	A	11	12	13	14												14	82%
	7	8	9	10	11	12	13	14												14	82%
	A	7	8	9	10	A	11	12												12	70%
	A	7	8	A	A	9	10	A												10	58%
	7	A	8	9	10	11	12	A												12	70%
	7	8	A	A	9	10	11	A												11	64%
	A	7	A	8	9	10	11	A												11	64%
	A	5	A	6	A	7	8	A												8	47%
	A	A	A	A	A	A	A	A												1	5%
	A	7	8	A	9	10	11	A												11	64%
	8	9	A	10	11	12	13	14												14	82%

Royal Education Society's

COLLEGE OF COMPUTER SCIENCE AND INFORMATION TECHNOLOGY, LATUR.

ATTENDANCE Month October Sign. [Signature]

Roll No.	10	11	12	13	14	15	16	17	18	19	20	21	22	23	24	25	26	27	28	Total Attendance	% Attendance
31	8	A	A	10	11	12	13	A												13	76%
	7	8	9	10	11	12	13	14												14	82%
	A	4	A	A	5	A	A	A												5	29%
	7	A	8	9	A	10	11	A												11	64%
	A	A	7	8	A	9	10	A												10	58%
	A	6	A	7	8	9	10	A												10	58%
	A	7	8	9	A	A	10	A												10	58%
	7	A	8	9	10	11	12	A												12	70%
	7	8	A	A	9	10	11	A												11	64%
	A	7	8	9	A	A	10	A												10	58%
	A	A	A	5	6	7	8	A												8	47%
	A	7	8	A	9	10	11	A												11	64%
	A	5	A	6	A	7	A	8												8	47%
	A	7	8	A	9	10	11	A												11	64%
	A	6	7	A	A	8	9	A												9	52%
	A	5	A	6	A	A	A	A												6	35%
	A	6	7	A	A	8	9	10												10	58%
	7	A	A	8	9	10	11	A												11	64%
	A	5	A	A	6	7	A	8												8	47%
	A	6	7	A	8	9	10	A												10	58%
	6	7	A	8	9	A	10	11												11	64%
	A	A	7	8	9	10	A	A												10	58%



COCSIT

Remedial Attendance
2014 - 2015

Semester I / II / III / IV

Name of Lecturer : V. V. Bhasak

Department : Computer Application

Class and Division : BCA FY Semester : II


Subject : Programming in C

A

TIME TABLE

Day/Time	Theory				Practical			
				10:30 am to 11:15 AM	8:00 To 10:15	10:30 To 12:45	1:00 To 3:15	3:30 To 5:45
Monday				Prog in C				
Tuesday				Prog in C				
Wednesday				Prog in C				
Thursday				Prog in C				
Friday				Prog in C				
Saturday				Prog in C				
Sunday								


Principal
College of Computer Science
& Information Technology
Ambajogai Road, LATUR

ATTENDANCE Month October-2015 Sign. 

Roll No.	Name of Student	21	22	23	24	25	26	27	28	29	30
		1	2	3	4	5	6	7	8	9	10
1	ADUDE SADANAND SANJAY	A	A	A	A	A	A	A	A	A	A
2	ALTE DHAMMAPAL ASHOK	A	A	A	A	A	A	A	A	A	A
3	ATTAR ASEF JAMIR	A	A	A	A	A	A	A	A	A	A
4	BHIKANE PRIYANKA ANIL	A	A	A	A	A	A	A	A	A	A
5	BHOSALE AMRUTA ANIL	A	A	A	A	A	A	A	A	A	A
6	BHOSALE NIKITA PANDIT	A	A	A	A	A	A	A	A	A	A
7	BIRAJDAR RAVISHANKAR PANCHAPPA	A	A	A	A	A	A	A	A	A	A
8	BUDDE KRISHNA RAMRAO	A	A	A	A	A	A	A	A	A	A
9	CHAVAN SUSHEN DURGAPPA	A	A	A	A	A	A	A	A	A	A
10	CHOUDHARI DNYANESHWAR NAMDEV	A	A	A	A	A	A	A	A	A	A
11	CHOUGHULE MEGHARAJ RAJENDRA	A	A	A	A	A	A	A	A	A	A
12	DESHMUKH RUPALI CHANDRAKANT	A	A	A	A	A	A	A	A	A	A
13	DESHPANDE AISHWARYA KISHOR	A	A	A	A	A	A	A	A	A	A
14	DESHPANDE AISHWARYA SHANKARRA	A	A	A	A	A	A	A	A	A	A
15	DOKE SUNITA TUKARAM	A	A	A	A	A	A	A	A	A	A
16	DONGRE SHRUTI PANDITRAO	A	A	A	A	A	A	A	A	A	A
17	EKUNDE PRITAM BALAJI	A	A	A	A	A	A	A	A	A	A
18	FAQIR IRFAN SHOUKATSAHEB	A	A	A	A	A	A	A	A	A	A
19	GAJAKOSH GANESH BALAJI	A	A	A	A	A	A	A	A	A	A
20	HONRAO BHAGYASHARI CHANDRAKANT	A	A	A	A	A	A	A	A	A	A
21	INAMDAR AYESHA ATIQ AHMED	A	A	A	A	A	A	A	A	A	A
22	JADHAV ARCHANA HANUMANT	A	A	A	A	A	A	A	A	A	A
23	JADHAV MOHINI HARIDAS	A	A	A	A	A	A	A	A	A	A
24	JADHAV TANAJI NANDKISHOR	A	A	A	A	A	A	A	A	A	A
25	JANGALE VYNAKTESH SANDIPAN	A	A	A	A	A	A	A	A	A	A
26	JATAL DHIRAJ SHYAM	A	A	A	A	A	A	A	A	A	A
27	KAMBLE DHARMENDRA SOPAN	A	A	A	A	A	A	A	A	A	A
28	KAZI ZIYAUDDIN KHAMRODDIN	A	A	A	A	A	A	A	A	A	A
29	KHANDAGALE AKASH AMBADAS	A	A	A	A	A	A	A	A	A	A
30	KULKARNI SAYALI DHANANJAYRAO	A	A	A	A	A	A	A	A	A	A
31	KULKARNI SHUBHAM WAMANRAO	A	A	A	A	A	A	A	A	A	A
32	LOKARE SHRIRAM GOVIND	A	A	A	A	A	A	A	A	A	A

ATTENDANCE Month October

Sign. 

Roll No.	1	2	3	4	5	6	7	8	9	10	11	12	13	14	15	16	17	18	19	20	21	22	23	24	25	26	27	28	Total Attendance	% Attendance
																												1	5%	
																					1								2	52%
	A	A	A	A	A	A	A	A																				12	70%	
	4	A	5	6	7	8	9	A																				AA	AA	
	A	7	8	9	A	10	11	12																				11	64%	
	A	A	A	A	A	A	A	A																				12	70%	
	6	A	7	8	9	10	11	A																				1	5%	
	A	7	8	9	A	10	11	12																				4	23%	
	A	A	A	A	A	A	A	A																				12	70%	
	8	A	9	10	11	12	A	A																				11	64%	
	A	7	8	9	A	10	11	A																				10	58%	
	A	8	7	A	8	9	10	A																				10	58%	
	A	6	7	A	8	9	10	A																				11	64%	
	7	A	8	9	10	11	A	A																				12	70%	
	7	A	8	9	10	11	12	A																				12	70%	
	7	A	8	9	10	11	12	A																				11	64%	
	A	7	8	9	A	10	11	A																				9	52%	
	5	A	6	7	A	8	9	A																				8	47%	
	A	5	A	6	A	7	8	A																				11	64%	
	A	6	7	8	9	10	11	A																				AA	AA	
	A	7	8	9	A	10	11	A																				11	64%	
	A	7	8	A	9	10	11	A																				11	64%	
	A	7	8	A	9	10	11	A																				11	64%	
	7	8	A	9	10	A	11	12																				12	70%	
	7	8	9	A	10	11	12	13																				13	76%	
	A	6	7	8	A	9	10	A																				10	58%	
	7	A	A	8	9	10	11	A																				11	64%	
	A	6	7	8	A	A	9	10																				10	58%	
	A	7	8	A	9	10	11	A																				11	64%	
	7	A	8	9	10	11	12	13																				13	76%	
	A	6	7	8	A	9	10	11																				11	64%	
	7	8	A	9	10	11	12	A																				12	70%	

ATTENDANCE Month October Sign. [Signature]

Roll No.	Name of Student	21	22	23	24	25	26	27	28	29	30
		1	2	3	4	5	6	7	8	9	10
33	MAHANUR BABLU BHARAT	1	2	3	4	5	6	7	8	9	10
34	MANE DNYANESHWAR MAHADEV	1	A	2	A	3	A	4	5	6	7
35	MANE SIDRAM DNYANOBA	A	1	A	2	A	3	4	A	6	7
36	MASKE ASHWINI RAJENDRA	A	A	A	A	A	A	A	A	A	A
37	MATHPATI SHITAL SHIVLING	A	1	A	2	A	3	A	4	5	6
38	MORE PRANITA BALAJI	1	A	2	A	3	A	4	5	6	7
39	NAIKNAWARE INDRAGEET JANAK	A	1	A	2	A	3	A	4	5	6
40	NANDE YOGESH PRAKASHRAO	1	A	2	A	3	A	4	5	6	7
41	PATHAN ALIM AJIM	A	A	1	A	A	2	A	3	4	5
42	PATHAN SHARIKKHAN MAHEBOOB	1	A	2	A	3	A	4	5	6	7
43	PATIL SNEHAL VIJAYKUMAR	1	A	2	A	3	A	4	5	6	7
44	PHAPAL ADITYA PARMESHWAR	A	1	A	2	A	3	4	A	5	6
45	SALUNKE GANESH KISHAN	1	2	A	3	A	4	5	6	7	8
46	SATPURE MANISHA GOVINDRAO	A	1	2	A	3	4	A	5	6	7
47	SAUDAGAR PANDURANG BALAJI	1	A	2	A	3	A	4	5	6	7
48	SAWARIKAR MAHESH CHANDRAKANT	A	1	2	A	3	4	A	5	6	7
49	SAYYED NADIM SALIM	1	A	2	A	3	A	4	5	6	7
50	SAYYED ZAMIR NASIR AHEMAD	A	1	A	2	3	4	A	5	6	7
51	SHINDE GANESH LALASAHEB	A	1	A	2	A	3	4	A	5	6
52	SHINDE MANOJ HANMANT	1	A	2	A	3	A	4	5	6	7
53	SHINDE NAGNATH RAJU	A	1	2	A	3	A	4	5	6	7
54	SHINDE NIRANJAN GOPALRAO	A	A	A	A	A	1	A	A	5	6
55	SHINDE SUVARNA BALIRAM	1	A	2	A	3	A	4	A	5	6
56	SURVASE AKASH HANUMANT	A	1	A	2	A	3	A	4	5	6
57	TARKASE SANDIP BABARAO	A	1	2	A	3	4	A	5	6	7
58	TEKALE NAGNATH RAGHUNATH	A	A	A	A	A	A	A	A	A	A
59	VELAPURE AISHWARYA VIJAYKUMAR	A	1	A	2	A	3	A	4	5	6

ATTENDANCE Month October Sign. [Signature]

Roll No.	1	2	3	4	5	6	7	8	9	10	11	12	13	14	15	16	17	18	19	20	21	22	23	24	25	26	27	28	Total Attendance	% Attendance
	A	A	A	A	A	A	A	A																				11	64%	
	A	A	A	A	A	A	A	A																					9	52%
	A	A	A	A	A	A	A	A																					1	5%
	A	A	A	A	A	A	A	A																					11	64%
	A	A	A	A	A	A	A	A																					11	64%
	A	A	A	A	A	A	A	A																					10	58%
	A	A	A	A	A	A	A	A																					11	64%
	A	A	A	A	A	A	A	A																					7	41%
	A	A	A	A	A	A	A	A																					10	58%
	A	A	A	A	A	A	A	A																					10	58%
	A	A	A	A	A	A	A	A																					10	58%
	A	A	A	A	A	A	A	A																					12	70%
	A	A	A	A	A	A	A	A																					12	70%
	A	A	A	A	A	A	A	A																					11	64%
	A	A	A	A	A	A	A	A																					12	70%
	A	A	A	A	A	A	A	A																					12	70%
	A	A	A	A	A	A	A	A																					10	58%
	A	A	A	A	A	A	A	A																					11	64%
	A	A	A	A	A	A	A	A																					12	70%
	A	A	A	A	A	A	A	A																					12	70%
	A	A	A	A	A	A	A	A																					1	5%
	A	A	A	A	A	A	A	A																					10	58%
	A	A	A	A	A	A	A	A																					10	58%
	A	A	A	A	A	A	A	A																					11	64%
	A	A	A	A	A	A	A	A																					1	5%
	A	A	A	A	A	A	A	A																					8	47%



COCSIT

Remedial Attendance
2014 - 2015

Semester I / II / III / IV

Name of Lecturer : G. B. Pawar


Department : Computer Application

Class and Division : BCA FY Semester : II

Subject : Communication Skills in English - II

TIME TABLE

Day/Time	Theory				Practical			
	8:45 AM to 9:30 AM				8:00 To 10:15	10:30 To 12:45	1:00 To 3:15	3:30 To 5:45
Monday	CS III							
Tuesday	CS II							
Wednesday	CS II							
Thursday	CS II							
Friday	CS II							
Saturday	CS II							
Sunday								


Principal

College of Computer Science
& Information Technology
Ambajogai Road, LATUR

ATTENDANCE Month 21-OCT-2015 Sign. [Signature]

Roll No.	Name of Student	21	22	23	24	25	26	27	28	29	30
		1	2	3	4	5	6	7	8	9	
1	ALTE DHAMMAPAL ASHOK	1	2	A	3	4	5	6	7	A	A
2	BHOSALE AMRUTA ANIL	A	A	A	A	A	A	A	A	A	A
3	BIRAJDAR RAVISHANKAR PANCHAPPA	A	A	A	A	A	A	A	A	A	A
4	BUDDE KRISHNA RAMRAO	1	2	3	A	A	A	A	A	A	A
5	DESHMUKH RUPALI CHANDRAKANT	1	A	A	A	A	A	A	A	A	A
6	GAJAKOSH GANESH BALAJI	1	2	3	A	4	5	6	7	A	A
7	KAZI ZIYAUDDIN KHAMRODDIN	1	2	A	3	4	A	5	6	7	8
8	KULKARNI SHUBHAM WAMANRAO	1	2	3	A	4	5	A	6	7	8
9	MAHANUR BABLU BHARAT	1	2	A	3	4	5	6	7	8	9
10	MANE DNYANESHWAR MAHADEV	1	2	3	4	5	6	7	8	9	10
11	MANE SIDRAM DNYANOBA	1	2	3	A	A	A	A	A	A	A
12	NANDE YOGESH PRAKASHRAO	1	A	A	A	A	A	A	A	A	A
13	PATHAN ALIM AJIM	1	2	3	A	4	5	6	7	8	9
14	PATHAN SHARIKKHAN MAHEBOOB	1	A	2	3	A	A	A	A	A	A
15	PURI USHA HANUMANT	A	A	A	A	A	A	A	A	A	A
16	SAUDAGAR PANDURANG BALAJI	1	2	3	A	4	5	6	7	8	9
17	SHINDE SUVARNA BALIRAM	1	2	A	3	4	A	5	6	7	8

Royal Education Society's

COLLEGE OF COMPUTER SCIENCE AND INFORMATION TECHNOLOGY, LATUR.

ATTENDANCE Month Oct-2015

Sign. [Signature]

Roll No.	1	2	3	4	5	6	7	8	9	10	11	12	13	14	15	16	17	18	19	20	21	22	23	24	25	26	27	28	Total Attendance	% Attendance
1	A	A	7	8	9	A	10	11																				11	64%	
2	A	A	A	A	A	A	A	A																					0	0%
3	A	A	A	A	A	A	A	A																					0	0%
4	A	A	A	A	A	A	A	A																					3	17%
5	A	A	A	A	A	A	A	A																					1	5%
6	A	A	A	A	7	8	9	10																					10	58%
7	A	A	7	8	A	A	2	9																					09	52%
8	9	9	A	10	11	12	A	13																					13	76%
9	8	9	10	A	11	12	13	A																					13	76%
10	10	11	12	13	14	15	16	17																					17	100%
11	A	A	A	A	A	A	A	A																					3	17%
12	A	A	A	A	A	A	A	A																					1	5%
13	8	9	10	11	A	12	13	14																					14	82%
14	6	7	8	A	A	A	9	10																					10	58%
15	A	A	A	A	A	A	A	A																					0	0%
16	9	10	A	11	12	13	14	15																					15	88%
17	A	7	8	9	A	10	11	12																					12	70%



COCSIT

Remedial Attendance
2014 - 2015

Semester I / II / III / IV

Name of Lecturer : S.R. Mane

Department : Software Engineering

Class and Division : B.Sc. SE FY Semester : II

Subject : Fundamental of Discrete Mathematics

TIME TABLE

Day/Time	Theory					Practical			
					11:15 to 12:00 pm	8:00 To 10:15	10:30 To 12:45	1:00 To 3:15	3:30 To 5:45
Monday					FDM				
Tuesday					FDM				
Wednesday					FDM				
Thursday					FDM				
Friday					FDM				
Saturday					FDM				
Sunday									


Principal
College of Computer Science
& Information Technology
Ambajogai Road, LATUR



COCSIT

Remedial Attendance
2014 - 2015

Semester I / II / III / IV

Name of Lecturer : S. S. Shaikh


Department : Software Engineering

Class and Division : B.Sc. SE FY Semester : II

Subject : Data Structure Using C

TIME TABLE

Day/Time	Theory				Practical			
			9:30 AM to 10:45 AM		8:00 To 10:15	10:30 To 12:45	1:00 To 3:15	3:30 To 5:45
Monday			DS US C					
Tuesday			DS US C					
Wednesday			DS US C					
Thursday			DS US C					
Friday			DS US C					
Saturday			DS US C					
Sunday								


Principal
Principal
College of Computer Science
& Information Technology
Amalgaon Road LATUR

Royal Education Society's

COLLEGE OF COMPUTER SCIENCE AND INFORMATION TECHNOLOGY, LATUR.

ATTENDANCE Month October 2015 Sign. [Signature]

Roll No.	Name of Student	21-15	22-15	23	24	26	27	28	29	30
		1	2	3	4	5	6	7	8	9
1	BANGAR AMAR UMRAO	A	A	A	1	A	A	A	A	2
2	CHITTE RAVANNATH MADHUKAR	A	1	2	A	A	3	4	5	A
3	EKAMBE RAVINDRA DHANRAJ	A	A	A	A	A	A	A	A	A
4	FARKANDE AKSHAY ANKUSHRAO	1	A	2	A	A	A	3	4	5
5	GADADE SHITAL CHANDRAKANT	1	2	A	A	3	A	A	4	5
6	GHOLAP ABHIJEET ANAND	A	A	A	A	A	A	A	A	A
7	GURAV NIKHIL KALIDAS	1	A	2	A	A	A	A	A	A
8	JADHAV VISHAL GANESH	A	A	A	1	A	A	A	A	A
9	JAGTAP VIVEK MAHADEV	A	A	A	A	A	A	A	A	A
10	MUDPE ANKITA MANOJ	1	2	A	A	3	A	A	4	5
11	MUJAWAR NABEESAB BABU	A	A	A	A	1	A	2	A	3
12	MULE AKSHAY KAMALAKAR	1	2	A	3	A	4	A	5	6
13	PATIL TUSHAR SANJAY	A	A	A	A	A	A	A	A	A
14	PAWAR SUPRIYA MADHAVRAO	1	A	2	A	A	A	A	3	4
15	SHAIKH SAMIR AKTAR	A	1	A	A	A	A	A	A	A
16	SHAIKH SAQIB MUKHTAR	A	A	A	1	A	A	A	A	A
17	SONVATE NETAJI MANIK	A	A	A	A	A	A	A	A	A
18	TAMBOLI JAKEREYA AYUB	1	A	2	A	3	A	4	5	6
19	UPPARWAD AMOL PRALHAD	A	A	A	A	A	A	A	A	A
20	VADURLE SUKHDEV DATTATRAYA	1	2	A	A	3	A	A	4	5
21	WAGALGAVE RAHUL MAROTI	A	A	A	1	A	A	A	A	A

Royal Education Society's

COLLEGE OF COMPUTER SCIENCE AND INFORMATION TECHNOLOGY, LATUR.

ATTENDANCE Month october Sign. [Signature]

Roll No.	31	2	3	4	5	6	7	9	18	19	20	21	22	23	24	25	26	27	28	Total Attendance	% Attendance
	10	11	12	13	14	15	16	17													
	A	A	3	A	A	A	A	A												3	17%
	6	A	A	7	8	9	10	A												10	58%
	A	A	1	A	A	A	A	A												1	5%
	A	6	7	8	9	10	11	A												11	64%
	6	A	7	A	8	9	10	A												10	58%
	A	A	A	A	1	A	A	A												1	5%
	A	3	A	A	4	A	A	A												4	23%
	A	2	A	A	A	A	A	A												2	11%
	A	1	A	A	A	A	A	A												1	5%
	A	6	A	7	8	9	10	A												10	58%
	A	4	A	5	6	7	8	A												8	47%
	A	7	8	9	A	10	11	A												11	64%
	A	A	A	A	A	A	A	A												AA	AA
	A	5	A	6	7	A	A	A												7	41%
	A	A	A	A	A	A	A	A												AA	5%
	A	A	A	A	A	A	A	A												1	5%
	A	A	A	A	A	A	A	A												AA	AA
	A	7	8	A	A	9	10	11												11	64%
	A	A	A	A	A	A	A	A												AA	AA
	A	6	7	8	9	10	11	A												11	64%
	A	A	A	A	A	A	A	A												1	5%



COCSIT

Remedial Attendance
2014 - 2015

Semester I / II / III / IV	
Name of Lecturer :	<u>G. B. Pawar</u>
Department :	<u>Software Engineering</u>
Class and Division :	B.Sc. SE FY Semester : II
Subject :	Communication Skills - II

TIME TABLE

Day/Time	Theory				Practical			
	8:00 AM to 8:45 AM				8:00 To 10:15	10:30 To 12:45	1:00 To 3:15	3:30 To 5:45
Monday	CS II							
Tuesday	CS II							
Wednesday	CS II							
Thursday	CS II							
Friday	CS II							
Saturday	CS II							
Sunday								


Principal

Principal
College of Computer Science
& Information Technology
Ambajogai Road, LATUR



COCSIT

Remedial Attendance
2014 - 2015

Semester I / II / III / IV

Name of Lecturer : V. V. Bhosale

Department : Software Engineering

Class and Division : B.Sc. SE FY Semester : II

Subject : Advanced C Programming

TIME TABLE

Day/Time	Theory				Practical			
	8:45 Am to 9:30 Am				8:00 To 10:15	10:30 To 12:45	1:00 To 3:15	3:30 To 5:45
Monday	Adv C							
Tuesday	Adv C							
Wednesday	Adv C							
Thursday	Adv C							
Friday	Adv C							
Saturday	Adv C							
Sunday								


Principal
College of Computer Science
& Information Technology
Ambajogai Road, Latur.



COCSIT

Remedial Attendance
2014 - 2015

Semester I / II / III / IV

Name of Lecturer : Ms. K. S. Gaware


Department : Biotechnology

Class and Division : B.Sc. BT FY Semester : II


Subject : Principles of Genetics

TIME TABLE

Day/Time	Theory				Practical			
	8:45 AM to 9:30 AM				8:00 To 10:15	10:30 To 12:45	1:00 To 3:15	3:30 To 5:45
Monday	Genetics							
Tuesday	Genetics							
Wednesday	Genetics							
Thursday	Genetics							
Friday	Genetics							
Saturday	Genetics							
Sunday								


Principal
Principal
College of Computer Science
& Information Technology
Ambajogai Road, LATUR

Royal Education Society's
COLLEGE OF COMPUTER SCIENCE AND INFORMATION TECHNOLOGY, LATUR.

ATTENDANCE Month Oct-15 Sign. 

Roll No.	31	2	3	4	5	6	7	8	18	19	20	21	22	23	24	25	26	27	28	Total Attendance	% Attendance
1	A	A	A	A	A	A	A	A												2	11%
2	7	8	A	9	10	11	A	12												12	70%
3	A	A	6	7	8	A	9	10												10	58%
4	A	A	A	A	A	A	A	A												3	17%
5	A	A	A	A	A	A	A	A												1	5%
6	7	8	9	A	A	A	10	11												11	64%
7	A	A	5	6	7	8	9	10												10	58%
8	A	A	A	A	A	A	A	A												2	11%
9	A	7	8	A	A	A	A	A												8	47%
10	8	9	10	A	11	12	A	13												13	76%
11	A	A	A	A	A	A	A	A												6	35%
12	A	A	A	A	A	A	A	A												4	23%
13	7	8	9	10	A	11	12	13												13	76%
14	A	A	A	6	7	8	9	10												16	58%
15	A	A	A	A	A	A	A	A												1	5%
16	A	A	A	A	A	A	A	A												5	17%
17	A	A	A	A	A	A	A	A												2	11%



COCSIT

Remedial Attendance
2014 - 2015

Semester I / II / III / IV

Name of Lecturer : K. R. Jadhav

Department : Biotechnology

Class and Division : B.Sc. BT FY Semester : II

Subject : English & Communication Skills

TIME TABLE

Day/Time	Theory				Practical			
	8:00 AM to 8:45 AM				8:00 To 10:15	10:30 To 12:45	1:00 To 3:15	3:30 To 5:45
Monday	CS							
Tuesday	CS							
Wednesday	CS							
Thursday	CS							
Friday	CS							
Saturday	CS							
Sunday								

Principal

Principal
College of Computer Science
& Information Technology
Ambajogai Road, LATUR

Royal Education Society's

COLLEGE OF COMPUTER SCIENCE AND INFORMATION TECHNOLOGY, LATUR.

ATTENDANCE Month Oct-15

Sign. [Signature]

Roll No.	1	2	3	4	5	6	7	9	18	19	20	21	22	23	24	25	26	27	28	Total Attendance	% Attendance	
	10	11	12	13	14	15	16	17														
1	A	A	A	A	A	A	A	A													3	17%
2	7	8	9	A	10	11	12	13													13	76%
3	9	10	A	11	12	A	A	A													12	70%
4	7	8	A	9	10	A	11	12													12	70%
5	A	A	A	A	A	A	A	A													4	23%
6	10	11	12	13	14	15	16	17													17	100%
7	A	A	A	A	A	A	A	A													5	29%
8	10	11	12	13	14	15	16	17													17	100%
9	2	8	9	A	A	10	11	12													12	70%
10	A	A	A	7	8	9	A	10													10	58%
11	A	A	A	A	A	A	A	A													3	17%
12	8	9	10	A	A	A	11	A													11	64%



COCSIT

Remedial Attendance
2014 - 2015

Semester I / II / III / IV

Name of Lecturer : H. V. More

Department : Biotechnology

Class and Division : B.Sc. BT FY Semester : II

Subject : Microbiology

TIME TABLE

Day/Time	Theory				Practical			
			10:30 AM To 11:15 AM		8:00 To 10:15	10:30 To 12:45	1:00 To 3:15	3:30 To 5:45
Monday			microbio					
Tuesday			microbio					
Wednesday			Microbio					
Thursday			Microbio					
Friday			Microbio					
Saturday			Microbio					
Sunday								


Principal

College of Computer Science
& Information Technology
Ambajogai Road, LATUR

Royal Education Society's

COLLEGE OF COMPUTER SCIENCE AND INFORMATION TECHNOLOGY, LATUR.

ATTENDANCE Month October Sign. [Signature]

Roll No.	31	2	3	4	5	6	7	8	18	19	20	21	22	23	24	25	26	27	28	Total Attendance	% Attendance
	A	A	A	A	A	A	A	A												1	5%
	A	2	A	3	4	A	A	5												2	22%
	A	A	A	A	A	A	A	A												1	5%
	6	7	A	8	9	A	10	A												10	58%
	A	A	4	A	5	A	6	A												6	35%
	A	A	1	A	A	2	A	3												3	17%
	A	A	1	A	A	2	A	3												3	17%
	A	A	A	A	A	A	A	A												AA	AA
	A	A	A	A	A	A	A	A												1	5%
	A	1	A	A	A	A	A	A												1	5%
	A	4	A	5	6	7	8	A												8	47%
	A	2	A	A	A	A	A	A												2	11%
	A	2	A	A	A	A	A	A												2	11%
	A	2	A	A	A	A	A	A												2	11%
	A	A	3	A	A	A	A	A												3	17%
	A	A	A	A	A	A	A	A												1	5%
	A	1	A	A	A	A	A	A												1	5%



COCSIT

Remedial Attendance
2014 - 2015

Semester I / II / III / IV

Name of Lecturer : K. P. Makhnika

Department : Biotechnology

Class and Division : B.Sc. BT FY Semester : II

Subject : Bioinstrumentation Techniques

TIME TABLE

Day/Time	Theory				Practical			
			9:30 AM To 10:15 AM		8:00 To 10:15	10:30 To 12:45	1:00 To 3:15	3:30 To 5:45
Monday			Bio Tech					
Tuesday			Bio Tech					
Wednesday			Bio Tech					
Thursday			Bio Tech					
Friday			Bio Tech					
Saturday			Bio Tech					
Sunday								

Principal
Principal

College of Computer Science
& Information Technology
Ambajogai Road, LATUR

ATTENDANCE Month October-2015 Sign. 

Roll No.	Name of Student	21	22	23	24	25	26	27	28	29	30
		1	2	3	4	5	6	7	8	9	
1	BHAMDARE AKSHAY PANDIT	A	A	A	A	A	A	A	A	A	A
2	BHUJBAL PAYAL VIKAS	1	A	2	A	3	A	4	5	A	A
3	BHURE RAMESHWAR BALAJI	A	A	A	1	A	A	A	A	A	A
4	DARADE SACHIN ANANDRAO	A	A	1	A	A	A	A	A	A	A
5	DHAKANE VAIBHAVRAJ PADMAKAR	A	A	A	A	A	A	1	A	A	
6	DHIMDHIME HARISH DILIP	A	A	A	1	2	3	A	A	A	
7	GRAJE VISHAL VIJAYKUMAR	A	A	1	A	A	A	A	A	A	
8	JADHAVAR AJAY DHANAJIRAO	A	A	1	A	A	A	A	A	A	
9	JELEWAD SHIVPRASAD KONDIBA	A	A	A	A	1	A	A	A	A	
10	KHATKE RAVINDRA BALASAHEB	A	A	A	1	A	A	A	A	2	
11	KIRTE VIVEK VINAYAK	A	1	A	2	A	3	4	A	5	
12	KOLI ABHISHEK ACHAYUT	A	A	A	A	A	A	A	A	A	
13	LOMATE SANGRAM SURESH	1	A	2	A	3	A	4	A	5	
14	SHINDE ANUJA RAOSAHEB	A	1	A	2	A	3	A	4	A	
15	TELANG GANESH BALAJI	A	A	A	A	A	A	1	A	A	
16	TIGALPALLE PRASHANT MADHAVRAO	A	1	A	2	A	A	3	A	4	
17	WAGHMARE RUSHIKESH RAVINDRA	1	A	A	A	A	2	A	A	3	

ATTENDANCE Month october Sign. [Signature]

Roll No.	10	11	12	13	14	15	16	17	18	19	20	21	22	23	24	25	26	27	28	Total Attendance	% Attendance
	A	A	A	1	A	A	A	A												1	5%
	6	7	A	8	9	10	11	A												11	64%
	A	A	A	A	A	A	A	A												1	5%
	A	2	A	A	A	A	A	3												3	17%
	A	A	A	2	A	A	A	A												2	11%
	A	4	A	A	A	A	A	A												4	23%
	A	2	A	A	A	A	A	A												2	11%
	A	2	A	A	A	A	A	A												2	11%
	A	2	A	A	A	A	A	A												2	11%
	A	A	3	4	A	5	6	A												6	35%
	A	6	7	A	A	A	A	A												7	41%
	A	A	A	A	A	A	A	A												AA	AA
	A	6	A	7	A	A	A	A												7	41%
	A	A	A	5	6	7	A	A												7	41%
	A	A	2	A	A	A	A	A												2	11%
	A	5	A	6	A	A	A	A												6	35%
	A	A	A	A	A	A	A	A												3	17%

Fr



COCSIT

Remedial Attendance
2014 - 2015

Semester I / II / III / IV

Name of Lecturer : Ms. S. R. Mare


Department : Computer Science

Class and Division : B.Sc. CS FY Semester : II

Subject : Fundamentals of Statistics and Discrete Mathematics

TIME TABLE

Day/Time	Theory				Practical			
	8:00 AM To 8:45 AM				8:00 To 10:15	10:30 To 12:45	1:00 To 3:15	3:30 To 5:45
Monday	Stat							
Tuesday	Stat							
Wednesday	Stat							
Thursday	Stat							
Friday	Stat							
Saturday	Stat							
Sunday								


Principal
Principal
College of Computer Science
& Information Technology
Ambajogai Road, LATUR

ATTENDANCE Month October 2015 Sign. [Signature]

Roll No.	Name of Student	21/10/2015							
		1	2	3	4	5	6	7	8
1	BIRAJDAR PRERNA SHIVAJI	A	A	A	A	A	A	A	A
2	CHOUDHARI YOGANAND HARISHCHANDRA	1	A	A	2	3	4	A	A
3	DADGE GOVIND DNYANOBA	A	A	A	1	A	A	A	A
4	DESHMUKH SANKET SURYAKANTRAO	A	A	A	A	A	A	A	A
5	GAIKWAD VISHAL BABRUWAN	1	A	2	3	A	4	5	A
6	GUND NILESH SUNIL	A	A	A	A	A	A	A	A
7	IRLAPALLE RUTUJA RAMAKANT	1	2	A	3	A	4	5	A
8	JAGDALE DINESHCHANDRA VASANTRAO	A	1	A	2	3	A	4	5
9	KHUME AKASH MALLINATH	1	A	A	A	2	3	4	5
10	KULKARNI ANURAG AMOL	A	A	A	A	A	A	A	A
11	KUMBHAR AKASH PUNDLIK	A	A	A	A	A	A	A	A
12	LANDE NITIN SURESH	A	A	A	A	A	A	A	A
13	MORE ABOLI MAHATMAJI	A	A	A	A	A	A	A	A
14	PATIL AKSHAYKUMAR BALAJI	1	A	2	A	3	A	4	A
15	PATIL NEHA NITIN	A	A	1	A	A	2	3	4
16	PATIL SHUBHANGI MADHAV	1	A	2	A	3	A	4	A
17	PATIL VIJAY VISHWAJIT	A	A	A	1	A	A	A	A
18	SANGOLE SHUBHAM SANJAY	1	A	2	A	3	A	A	4
19	SARTAPE RAMANAND DAYANAND	A	1	A	2	A	3	A	A
20	SARWADE AMOL DHANANJAY	A	1	A	A	A	A	A	A
21	SATHBHAI AKSHAY DEEPAK	1	A	2	A	3	A	4	A
22	SAYYED NIHAL MAHEMOOD	1	A	2	A	3	A	4	5
23	SHERKHANE KIRAN RAJESH	A	1	2	A	3	A	4	5
24	SHINDE AKASH KHANDERAU	1	A	2	A	A	3	4	A
25	SHINDE SAURABH BANKATRAO	A	A	A	A	1	A	A	A
26	SONNE PRAVIN DATTATRAY	A	1	A	2	A	3	A	4
27	SUDE DNYANESHWAR SHESHERAO	1	A	A	A	2	3	A	A
28	SUDE NARESH SANJAY	A	1	A	2	A	3	A	4
29	SWAMI SHUBHAM YUVRAJ	A	A	A	1	A	A	A	A
30	TAVRE RUPES RAJENDRA	1	2	A	3	A	A	4	5
31	WAGHMARE YUGANDHARA PANDURANG	A	1	2	A	A	3	4	A

ATTENDANCE Month october Sign. [Signature]

Roll No.	1	2	3	4	5	6	7	8	9	10	11	12	13	14	15	16	17	18	19	20	21	22	23	24	25	26	27	28	Total Attendance	% Attendance					
31																																			
10																																			
5	6	A	A	7	8	9	10																						10	58%					
6	A	7	8	9	A	10	11																							11	64%				
A	A	A	A	A	A	A	A																							1	5%				
A	1	2	3	A	A	A	A																							3	17%				
7	8	9	A	10	11	12	A																								12	70%			
A	A	A	A	A	A	A	A																								AA	AA			
7	8	A	9	10	11	12	A																								12	70%			
7	A	8	9	10	A	11	12																									12	70%		
6	7	A	A	8	9	10	A																									10	58%		
A	A	A	A	A	A	A	A																									AA	AA		
A	A	1	A	A	A	A	A																									1	5%		
A	A	1	A	A	A	A	A																									1	5%		
A	A	A	A	A	A	A	A																									AA	AA		
6	A	7	8	A	9	10	11																										11	64%	
A	5	6	A	7	8	9	A																										11	64%	
6	A	7	8	A	9	10	11																											11	64%
A	2	A	3	A	A	A	A																											3	17%
6	A	7	8	9	10	A	A																											10	58%
A	6	A	7	8	9	10	A																											10	58%
A	3	A	4	A	5	6	A																											6	35%
A	6	7	A	8	9	10	A																											10	58%
A	6	7	A	8	9	10	A																											10	58%
A	7	8	A	9	A	10	A																											10	58%
A	A	6	7	A	8	9	A																											10	58%
A	A	A	A	A	A	A	A																											1	5%
A	6	7	A	8	9	10	A																											10	58%
A	5	A	6	A	7	8	9																											9	52%
A	5	6	7	8	9	A	A																											9	52%
A	A	A	A	A	A	A	A																											1	5%
A	6	7	A	8	9	10	A																											10	58%
A	5	6	A	7	8	9	A																											9	52%



COCSIT

Remedial Attendance
2014 - 2015

Semester I / II / III / IV

Name of Lecturer : V. V. Bhosale

Department : Computer Science


Class and Division : B.Sc. CS FY Semester : II

Subject : Hardware Interaction using C

TIME TABLE

Day/Time	Theory				Practical			
			9:30am to 10:15am		8:00 To 10:15	10:30 To 12:45	1:00 To 3:15	3:30 To 5:45
Monday			HIC					
Tuesday			HIC					
Wednesday			HIC					
Thursday			HIC					
Friday			HIC					
Saturday			HIC					
Sunday								


Principal
College of Computer Science
& Information Technology
Ambajogai Road, LATUR

ATTENDANCE Month October Sign. 

Roll No.	Name of Student	21	22	23	24	26	27	28	29	30
		1	2	3	4	5	6	7	8	9
1	BANDE GOVIND KAKASAHEB	A	1	A	A	A	A	A	A	A
2	BEMBADE PRITAM KISHOR	A	A	A	A	A	A	A	A	A
3	CHOUDHARI YOGANAND HARISHCHANDRA	1	A	2	A	3	4	A	5	6
4	DESHMUKH SANKET SURYAKANTRAO	A	A	A	A	A	A	A	A	A
5	DESHPANDE PRASAD MOHANRAO	A	A	A	A	A	A	A	A	A
6	DIWAN PARAG PANDURANG	1	A	2	A	3	A	4	A	5
7	GUND NILESH SUNIL	A	A	A	A	A	A	A	A	A
8	KHUME AKASH MALLINATH	A	A	A	A	A	1	A	A	A
9	KULKARNI ANURAG AMOL	A	A	A	A	A	A	A	A	A
10	KUMBHAR AKASH PUNDLIK	A	1	A	A	2	A	A	3	A
11	LANDE NITIN SURESH	A	A	A	A	A	A	A	A	A
12	MANDADE DIPALI VIKAS	1	A	2	A	3	A	4	A	5
13	MORE ABOLI MAHATMAJI	A	1	A	2	A	A	A	A	A
14	MULE SAGAR YUVRAJ	1	A	2	A	3	A	4	A	5
15	PATIL AKSHAYKUMAR BALAJI	A	1	A	2	A	3	4	A	5
16	PATIL NEHA NITIN	A	A	A	A	A	A	A	A	A
17	PATIL SHUBHANGI MADHAV	1	A	2	A	A	A	3	A	A
18	PATIL SWATI VILAS	1	A	2	A	3	A	4	5	6
19	PATIL VIJAY VISHWAJIT	A	A	A	A	A	A	A	A	A
20	SANGOLE SHUBHAM SANJAY	A	A	A	1	A	A	A	A	A
21	SARTAPE RAMANAND DAYANAND	1	A	2	A	A	3	A	4	A
22	SARWADE AMOL DHANANJAY	A	A	A	A	A	A	1	A	A
23	SATHBHAI AKSHAY DEEPAK	1	A	2	A	3	A	4	A	5
24	SAYYED NIHAL MAHEMOOD	A	1	A	2	A	A	3	4	5
25	SHAIKH ZUBIYA SAJAN	1	A	2	A	3	4	A	5	6
26	SHERKHANE KIRAN RAJESH	A	1	A	2	3	A	4	A	5
27	SHINDE AKASH KHANDERAO	A	A	1	A	A	2	A	A	3
28	SHINDE SAURABH BANKATRAO	A	A	A	1	A	A	A	A	A
29	SONNE PRAVIN DATTATRAY	A	A	A	A	A	1	2	3	4
30	SUDE DNYANESHWAR SHESHERAO	1	A	2	3	A	4	5	A	6
31	SUDE NARESH SANJAY	A	A	A	1	A	A	2	A	A
32	SURYAWANSHI BHAGYASHRI DHANRAJ	A	1	A	2	A	3	A	4	5

Royal Education Society's

COLLEGE OF COMPUTER SCIENCE AND INFORMATION TECHNOLOGY, LATUR.

ATTENDANCE Month October Sign. [Signature]

Roll No.	31	2	3	4	5	6	7	9	18	19	20	21	22	23	24	25	26	27	28	Total Attendance	% Attendance	
	A	A	A	A	A	A	A	A												10	5%	
	A	A	A	A	A	A	A	A													10	A
	A	7	8	9	A	10	11	A													11	64%
	A	A	A	A	A	A	A	A													10	A
	A	A	A	A	A	A	A	A													10	A
	6	A	7	8	9	10	11	A													11	64%
	A	A	A	A	A	A	A	A													10	A
	A	2	A	A	A	A	A	A													2	11%
	A	A	A	A	A	A	A	A													10	A
	A	A	4	A	A	A	A	A													4	23%
	A	A	A	A	A	A	A	A													10	A
	A	6	7	A	8	9	A	10													10	58%
	A	A	A	A	3	A	A	A													3	17%
	A	A	6	A	7	A	8	9													9	52%
	6	A	7	8	9	A	10	11													11	64%
	A	1	A	A	A	A	A	A													1	5%
	A	A	A	4	5	A	A	A													5	29%
	7	8	9	A	10	11	12	13													13	76%
	A	A	A	A	1	A	A	A													1	5%
	A	2	A	A	3	A	A	A													3	17%
	A	5	A	A	6	7	8	A													8	47%
	A	A	A	A	A	A	A	A													1	5%
	6	7	A	8	A	9	10	11													11	64%
	6	A	7	8	9	10	A	A													10	58%
	7	8	A	A	9	10	11	A													11	64%
	A	6	7	A	8	9	10	A													10	58%
	A	4	A	A	A	A	A	A													4	23%
	A	A	A	A	A	A	A	A													1	5%
	5	A	A	A	A	A	A	A													5	29%
	A	7	8	9	A	10	11	A													11	64%
	A	3	A	A	A	A	A	A													3	17%
	A	6	7	A	8	9	10	A													10	58%



COCSIT

Remedial Attendance
2014 - 2015

Semester I / II / III / IV

Name of Lecturer : S. S. Ingale

Department : Computer Science

Class and Division : B.Sc. CS FY Semester : II

Subject : Computer Networks

TIME TABLE

Day/Time	Theory				Practical			
				11:15 am to 12:00 am	8:00 To 10:15	10:30 To 12:45	1:00 To 3:15	3:30 To 5:45
Monday				CZ				
Tuesday				CZ				
Wednesday				CZ				
Thursday				CZ				
Friday				CZ				
Saturday				CZ				
Sunday				R				

Principal
College of Computer Science
& Information Technology
Ambajogai Road, LATUR

ATTENDANCE Month October Sign. [Signature]

Roll No.	Name of Student	21	22	23	24	25	26	27	28	29
		1	2	3	4	5	6	7	8	
1	ALABD RAJANI TUKARAM	1	2	3	4	5	6	7	8	9
2	BANDE GOVIND KAKASAHEB	1	2	A	3	A	4	A	5	6
3	BEMBADE PRITAM KISHOR	A	A	A	A	A	A	A	A	A
4	BHOSALE PRAMOD RAJENDRA	A	A	A	A	A	A	A	A	A
5	BHOSALE SHUBHADA GOVINDRAO	1	2	A	3	4	A	5	A	6
6	BIRAJDAR PRERNA SHIVAJI	A	1	A	2	A	3	A	4	5
7	CHOUDHARI YOGANAND HARISHCHANDRA	1	A	2	A	3	A	4	5	6
8	DESHMUKH SANKET SURYAKANTRAO	1	A	2	3	A	4	A	5	6
9	DESHPANDE PRASAD MOHANRAO	A	A	A	A	A	A	A	A	A
10	DIWAN PARAG PANDURANG	A	A	A	A	A	A	A	A	A
11	GUND NILESH SUNIL	1	A	2	A	3	A	4	A	5
12	IRLAPALLE RUTUJA RAMAKANT	A	A	A	A	A	A	A	A	A
13	JADHAV NANDKISHOR LAXMAN	1	A	2	A	3	A	4	A	5
14	JADHAV SHAILESH ANGADRAO	A	A	A	1	A	A	A	2	A
15	JAGDALE DINESHCHANDRA VASANTRAO	A	1	A	2	A	3	A	4	A
16	KANTE SANJANA BANDEPPA	A	1	A	2	A	3	A	4	5
17	KATGAVE PANKAJA SHIVAJI	1	A	2	A	3	A	4	5	6
18	KHUME AKASH MALLINATH	1	A	2	A	3	A	4	5	6
19	KULKARNI ANURAG AMOL	A	1	2	A	3	4	5	A	6
20	KUMBHAR AKASH PUNDLIK	A	A	A	A	A	A	A	A	A
21	LADE SHIVARAJ YUVARAJ	1	A	2	A	A	3	A	A	A
22	LANDE NITIN SURESH	A	1	A	2	A	3	4	A	5
23	LANJE SHITAL NAMDEV	A	1	A	A	A	A	A	A	A
24	MANDADE DIPALI VIKAS	1	A	2	3	A	4	5	A	6
25	MULE SAGAR YUVRAJ	A	1	A	2	3	A	4	5	6
26	PATIL ANJALI RAJKUMAR	1	A	2	3	A	4	5	A	6
27	PATIL NEHA NITIN	A	1	A	2	3	A	4	5	6
28	PATIL RAJAN MAHADEV	A	1	A	A	A	A	A	A	A
29	PATIL SHUBHANGI MADHAV	1	A	2	3	A	4	A	5	6
30	PATIL VIJAY VISHWAJIT	1	A	2	A	3	4	A	5	6
31	SANGOLE SHUBHAM SANJAY	A	1	A	2	3	4	A	5	6
32	SARTAPE RAMANAND DAYANAND	1	A	2	3	A	3	A	4	5

ATTENDANCE Month October

Sign. 

Roll No.	31	2	3	4	5	6	7	9												Total Attendance	% Attendance
	10	11	12	13	14	15	16	17	18	19	20	21	22	23	24	25	26	27	28		
	A	7	8	A	9	10	11	A												11	64%
	A	A	A	A	A	A	A	A												A	A
	A	A	A	A	A	A	A	A												A	A
	7	A	8	9	10	11	12	A												12	70%
	A	6	7	A	8	9	10	A												10	58%
	6	A	7	8	A	9	10	A												10	58%
	7	A	8	9	10	A	11	12												12	70%
	A	A	A	A	A	A	A	A												A	A
	A	A	A	A	A	A	A	A												A	A
	A	6	A	7	8	A	9	A												9	52%
	A	A	A	A	A	A	A	A												5	29%
	A	6	A	7	8	9	10	A												10	58%
	A	3	A	A	A	A	A	A												3	17%
	A	5	A	6	7	8	9	A												9	52%
	A	6	A	7	8	9	10	A												10	58%
	A	7	8	9	A	10	11	A												11	64%
	7	8	A	9	10	A	11	12												12	70%
	7	A	8	9	10	11	12	13												13	76%
	A	A	A	A	A	A	A	A												A	A
	A	A	A	A	A	A	A	A												3	17%
	6	7	8	A	9	10	11	A												11	64%
	A	A	A	A	A	A	A	A												1	5%
	7	8	A	9	10	11	12	13												13	76%
	A	7	8	A	9	10	11	A												11	64%
	7	A	8	9	10	11	12	13												13	76%
	7	8	9	10	A	11	12	13												13	76%
	2	3	4	5	6	7	8	A												8	47%
	A	7	8	A	9	10	11	A												11	64%
	7	8	9	A	10	11	12	13												13	76%
	A	6	7	8	A	9	10	A												10	58%
	A	7	8	9	A	10	11	12												12	70%
	6	A	7	8	A	9	10	A												10	58%

Royal Education Society's

COLLEGE OF COMPUTER SCIENCE AND INFORMATION TECHNOLOGY, LATUR.

ATTENDANCE Month october Sign. [Signature]

Roll No.	31	2	3	4	5	6	7	9	18	19	20	21	22	23	24	25	26	27	28	Total Attendance	% Attendance
	7	A	8	9	10	11	A	12												12	70%
	7	8	A	9	10	11	A	12												12	70%
	A	4	5	6	7	8	A	9												9	52%
	7	A	8	9	A	10	11	12												12	70%
	6	7	8	9	10	11	12	13												13	76%
	7	A	8	9	10	11	12	13												13	76%
	7	8	9	10	A	11	12	13												13	76%
	A	3	A	4	5	6	A	7												7	41%
	A	6	7	A	A	8	A	9												9	52%
	6	A	7	8	A	9	A	10												10	58%
	6	A	7	8	9	A	10	11												11	64%
	A	A	A	A	A	A	A	3												3	17%
	A	6	7	A	8	9	10	11												11	64%
	7	A	8	9	10	11	A	12												12	70%
	6	A	7	8	A	9	10	11												11	64%
	A	2	A	A	A	A	A	3												3	17%
	5	A	6	7	8	9	A	10												10	58%
	A	5	6	7	8	A	A	9												9	52%



COCSIT

Remedial Attendance
2014 - 2015

Semester I / II / III / IV

Name of Lecturer : Mr. G. B. Pawar

Department : Computer Science

Class and Division : B.Sc. CS FY Semester : II

Subject : Communication Skills - II

TIME TABLE

Day/Time	Theory				Practical			
			10:30 am To 11:15 am		8:00 To 10:15	10:30 To 12:45	1:00 To 3:15	3:30 To 5:45
Monday			CS II					
Tuesday			CS II					
Wednesday			CS II					
Thursday			CS II					
Friday			CS II					
Saturday			CS II					
Sunday								


Principal
College of Computer Science
& Information Technology
Ambajogai Road, LATUR

Royal Education Society's

COLLEGE OF COMPUTER SCIENCE AND INFORMATION TECHNOLOGY, LATUR.

ATTENDANCE Month October Sign. [Signature]

Roll No.	1	2	3	4	5	6	7	8	9	10	11	12	13	14	15	16	17	18	19	20	21	22	23	24	25	26	27	28	Total Attendance	% Attendance	
8	A	A	A	A	A	A	A	A																					13	76%	
7	A	A	A	A	A	A	A	A																						13	76%
A	A	A	A	A	A	A	A	A																						AA	AA
7	A	A	A	A	A	A	A	A																						11	64%
A	A	A	A	A	A	A	A	A																						AA	AA
A	A	A	A	A	A	A	A	A																						10	58%
A	A	A	A	A	A	A	A	A																						11	64%
A	A	A	A	A	A	A	A	A																						8	47%